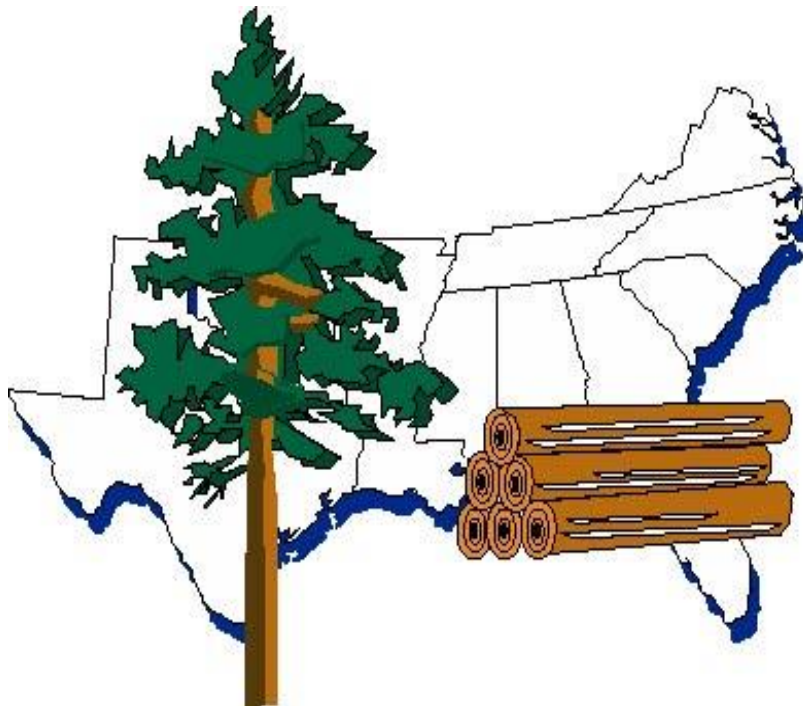


3rd Quarter 2021

TimberMart-South



Biomass, Logging Rates, & Species Detail

TimberMart-South Copyright © 2021

Publisher: Frank W. Norris Foundation
Senior Research Editor: Jacek Siry, Ph.D.
Research Editor: Harrison Hood, Ph.D.
News Editor: Sara Baldwin
Price Editor: Jonathan Smith
Staff Editor: Matt Gaw
Administrative Coordinator: Cathy Law
Research Assistants: Graduate Students

For general inquiries and subscription rates –

- Phone: (706)247-7660 • Fax: (706)389-9196
- E-mail: tmart@timbermart-south.com • Web address: www.TimberMart-South.com
- Mailing address: TimberMart-South, 1860 Barnett Shoals Road, PMB 103-598, Athens, GA 30605

This publication is copyrighted under the statutes of the United States. The compilation of facts and information herein contained are the subject of private property rights of the publisher.

- Reproduction, either manually or electronically, in whole or in part, without express permission of the owner or other unauthorized use, is not permitted.
- Redistribution, either manually or electronically, in whole or in part, without express permission of the owner or other unauthorized use, is not permitted.
- Reproduction and/or redistribution of this publication, in whole or in part, violates US copyright law and is punishable by statutory damages of up to \$150,000, plus attorney's fees.
- Reproduction and/or redistribution include copying, online sharing, faxing, or emailing between individuals within or outside your company.

Publisher provides the information herein as a convenience to its readers. Publisher does not represent or endorse the truth, accuracy, reliability or completeness of any of the information contained in this publication. Publisher provides the information in this newsletter on an 'as is' and 'as available' basis, with no warranties whatsoever. Those who use prices published herein for a specific purpose, sale or contract do so at their own risk. Under no circumstance will publisher have any liability for any loss or damage whatever caused by any reader's reliance on information obtained through this newsletter.

In This Issue

Biomass

Pulp Quality Chips
Biomass Fuel
Process Residuals

Logging Rates

Cut & Load Contract Rates
Hauling Rates
Diesel Fuel Prices

Species Stumpage

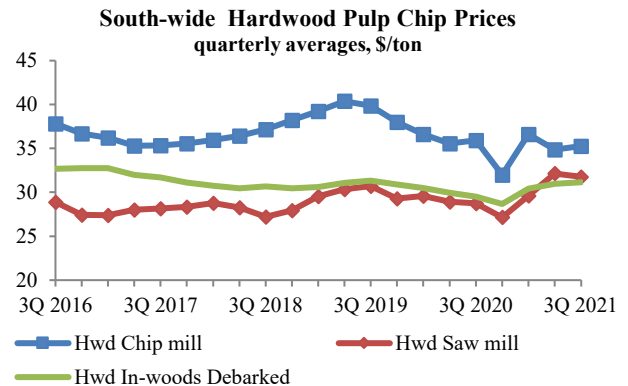
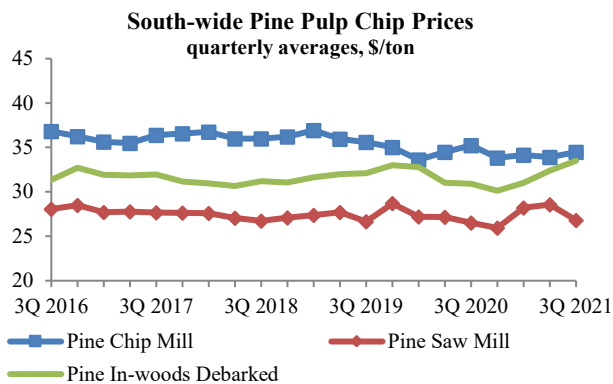
Softwood Hardwood

PULP CHIP & BIOMASS PRICES

3rd Quarter 2021

Pulp Quality Chips (\$/green ton)

South-wide	Pine			Hardwood		
	Lo	Hi	Avg	Lo	Hi	Avg
Saw Mills	22.84	30.79	26.82	28.09	35.44	31.76
Chip Mills	31.09	37.85	34.47	30.23	40.29	35.26
In-woods Debarked Chips	29.78	37.24	33.51	27.40	34.88	31.14



Biomass & Residuals (\$/green ton)

South-wide	Pine			Hardwood		
	Lo	Hi	Avg	Lo	Hi	Avg
In-woods Whole Tree Chips	28.38	34.99	31.69	25.29	31.48	28.39
Process Residuals (Sawdust & Bark)	20.94	27.02	23.98	21.30	27.35	24.32

Mixed Species			
South-wide	Lo	Hi	Avg
HOG Fuel	20.26	25.83	23.05
Planer Shavings	30.83	54.21	42.52

Pulp Quality Chips are FOB Mill/Woods (Point of Production)

Biomass and Residuals are FOB Mill/Woods (Point of Production)

*Fuel quality chips generally from tops, limbs, limited bole material, and otherwise pre-commercial material.

**Process residuals include sawdust, bark and trimmings. Pulp quality sawmill residual chips are reported in the standard Timber Mart-South price reports. These are not absolute lows or highs; but an average of lows and an average of highs.

SOUTH-WIDE LOGGING RATES

3rd Quarter 2021

Cut and Load Contract Rates (\$/ton)						
Harvest Type	Piedmont			Coastal Plain		
	Lo	Hi	Mean	Lo	Hi	Mean
Final Harvest	10.86	13.06	11.96	10.21	12.27	11.24
Plantation Thin	12.63	14.21	13.42	11.32	13.82	12.57
Natural Thin	12.29	14.14	13.21	12.00	14.29	13.14
Swamp				17.60	20.13	18.86

Range of Cut and Load data for all harvest types and regions was \$8.00 to \$21.50 per ton.

Hauling Rates & Distances	
Average Minimum Haul Distance (miles)	41
Minimum Haul Rate (\$/ton/loaded mile)	\$0.14
Incremental Haul Rate (\$/ton/loaded mile)	\$0.16
Average Haul Distance (miles)	53

Diesel Fuel Price	
Off road (US\$/gallon)	\$2.95
Highway (US\$/gallon)	\$2.97
Average Gulf Coast No. 2 Diesel Retail Sales by All Sellers-SEP. 2021 (EIA)	\$3.12

HI,LO- Observations were divided into high and low categories, and each category was averaged

Cut and Load Rate- Amount paid to harvest timber and load it on a truck. Does not include hauling costs, dealer costs, or commissions.

Final Harvest Logging- Typical regeneration harvest on good ground and harvests preparing for land use change including clearcuts, seedtree harvests and real estate cuts. Harvesting equipment includes a three-or four-wheeled harvester and skidders with normal tires.

Minimum Haul Distance- Longest haul for which the fixed base rate (minimum haul rate) is paid. Longer hauls are paid on an incremental basis. This is NOT the distance to the mill from the closest harvest tract,

Plantation Thin- Typical 1st or 2nd pine plantation thinning.

Natural Thin- Typical 1st or 2nd natural timber stand thinning.

Swamp Logging- Harvests using track harvesting and skidders with oversized or dual tires; also referred to as bottom-land logging in some areas.

APPALACHIAN SPECIES DETAIL PRICES

(TN1,NC1,VA1)

3rd Quarter 2021

Stumpage Prices (\$/ton)				
Product	Lo Average	Hi Average	Average	Doyle \$/MBF
Ash	\$22.62	\$30.90	\$26.76	\$234
Black Cherry	\$24.10	\$32.07	\$28.08	\$246
Hard Maple	\$26.73	\$32.36	\$29.55	\$259
Hickory	\$24.01	\$32.53	\$28.27	\$247
Red Oak	\$40.88	\$58.13	\$49.51	\$433
White Oak	\$47.24	\$68.18	\$57.71	\$505
Walnut	\$28.44	\$37.74	\$33.09	\$290
Sweetgum	\$22.41	\$34.74	\$28.57	\$250
Yellow Poplar	\$25.79	\$43.56	\$34.67	\$303
Palletwood	\$16.91	\$20.88	\$18.90	\$165
Virginia Pine	\$11.09	\$15.13	\$13.11	-

TimberMart-South Copyright © 2021

This publication is copyrighted under the statutes of the United States. The compilation of facts and information herein contained are the subject of private property rights of the publisher

Reproduction, either manually or electronically, in whole or in part, without express permission of the owner or other unauthorized use, is not permitted.

Redistribution, either manually or electronically, in whole or in part, without express permission of the owner or other unauthorized use, is not permitted.

Reproduction and/or redistribution of this publication, in whole or in part, violates US copyright law and is punishable by statutory damages of up to \$150,000, plus attorney's fees.

For permission requests, email detailed request to tmart@timbermart-south.com with "Permission Request" in subject line.

Publisher provides the information herein as a convenience to its readers. Publisher does not represent or endorse the truth, accuracy, reliability or completeness of any of the information contained in this publication. Publisher provides the information in this newsletter on an 'as is' and 'as available' basis, with no warranties whatsoever. Those who use prices published herein for specific purposes, sale or contract do so at their own risk. Under no circumstance will publisher have any liability for any loss or damage whatever caused by any reader's reliance on information obtained through this newsletter. ISSN 1939-6791

SOUTHERN SPECIES DETAIL PRICES

(AL,AR,FL,GA,LA,MS,NC2,SC,TN2,TX,VA2)

3rd Quarter 2021

Stumpage Prices (\$/ton)				
Product	Lo Average	Hi Average	Average	Doyle \$/MBF
Ash	\$25.90	\$33.83	\$29.87	\$261
Black Cherry	\$25.87	\$36.75	\$31.31	\$274
Hard Maple	\$27.60	\$32.64	\$30.12	\$264
Hickory	\$26.00	\$32.78	\$29.39	\$257
Red Oak	\$35.89	\$49.75	\$42.82	\$375
White Oak	\$42.64	\$57.93	\$50.28	\$440
Walnut	\$31.15	\$37.82	\$34.49	\$302
Sweetgum	\$26.08	\$33.69	\$29.88	\$261
Yellow Poplar	\$28.77	\$35.67	\$32.22	\$282
Crossties	\$30.83	\$62.00	\$46.42	\$406
Palletwood	\$19.30	\$26.75	\$23.03	\$201
Cypress Sawtimber	\$34.65	\$39.50	\$37.08	\$324
Cypress Mulch	\$8.00	\$10.50	\$9.25	-
Red Cedar	\$36.38	\$44.50	\$40.44	\$354
Virginia Pine	\$9.96	\$15.84	\$12.90	-
Superpulp	\$11.43	\$15.28	\$13.36	-
Pine Tops	\$8.15	\$12.02	\$10.09	-

ALABAMA SPECIES DETAIL PRICES

3rd Quarter 2021

Stumpage Prices (\$/ton)				
Product	Lo Average	Hi Average	Average	Doyle \$/MBF
Ash	\$24.64	\$34.10	\$29.37	\$257
Black Cherry	\$26.09	\$35.35	\$30.72	\$269
Hard Maple	\$31.80	\$29.64	\$30.72	\$269
Hickory	\$24.64	\$34.10	\$29.37	\$257
Red Oak	\$41.29	\$53.95	\$47.62	\$417
White Oak	\$40.58	\$50.53	\$45.56	\$399
Walnut	\$31.80	\$29.64	\$30.72	\$269
Sweetgum	\$21.62	\$35.17	\$28.39	\$248
Yellow Poplar	\$32.78	\$26.48	\$29.63	\$259
Crossties	-	-	-	-
Palletwood	-	-	-	-
Virginia Pine	-	-	-	-
Superpulp	\$10.96	\$15.66	\$13.31	-
Pine Tops	\$7.84	\$9.98	\$8.91	-

ARKANSAS SPECIES DETAIL PRICES

3rd Quarter 2021

Stumpage Prices (\$/ton)				
Product	Lo Average	Hi Average	Average	Doyle \$/MBF
Ash	\$31.95	\$35.55	\$33.75	\$295
Hard Maple	\$31.58	\$36.44	\$34.01	\$298
Hickory	-	-	-	-
Red Oak	\$8.50	\$56.89	\$32.70	\$286
White Oak	\$50.59	\$71.64	\$61.12	\$535
Walnut	\$31.58	\$36.44	\$34.01	\$298
Sweetgum	\$26.81	\$36.28	\$31.54	\$276
Yellow Poplar	\$32.91	\$36.55	\$34.73	\$304
Red Cedar	\$36.38	\$44.50	\$40.44	-
Superpulp	\$8.25	\$10.27	\$9.26	-
Pine Tops	-	-	-	-

FLORIDA SPECIES DETAIL PRICES

3rd Quarter 2021

Stumpage Prices (\$/ton)				
Product	Lo Average	Hi Average	Average	Doyle \$/MBF
Red Oak	\$23.86	\$25.74	\$24.80	\$217
White Oak	\$24.80	\$33.00	\$28.90	\$253
Cypress Sawtimber				
Cypress Mulch				
Superpulp	\$15.00	\$19.00	\$17.00	-

GEORGIA SPECIES DETAIL PRICES

3rd Quarter 2021

Stumpage Prices (\$/ton)				
Product	Lo Average	Hi Average	Average	Doyle \$/MBF
Red Oak	\$44.21	\$50.31	\$47.26	\$413
White Oak	\$43.31	\$64.15	\$53.73	\$470
Sweetgum	\$30.68	\$31.97	\$31.33	\$274
Yellow Poplar	\$28.22	\$27.05	\$27.63	\$242
Crossties	\$30.83	\$62.00	\$46.42	\$406
Palletwood	\$24.61	\$39.50	\$32.05	\$280
Cypress Sawtimber	\$20.37	\$24.00	\$22.19	-
Cypress Mulch	\$8.00	\$10.50	\$9.25	-
Superpulp	\$12.55	\$16.00	\$14.28	-
Pine Tops	\$14.24	\$23.11	\$18.68	-

LOUISIANA SPECIES DETAIL PRICES

3rd Quarter 2021

Stumpage Prices (\$/ton)				
Product	Lo Average	Hi Average	Average	Doyle \$/MBF
Red Oak	\$41.92	\$44.53	\$43.22	\$378
White Oak	\$42.02	\$48.58	\$45.30	\$396
Sweetgum	\$30.04	\$33.55	\$31.80	\$278
Yellow Poplar	\$31.25	\$33.46	\$32.35	\$283

MISSISSIPPI SPECIES DETAIL PRICES

3rd Quarter 2021

Stumpage Prices (\$/ton)				
Product	Lo Average	Hi Average	Average	Doyle \$/MBF
Ash	\$31.12	\$40.81	\$35.96	\$315
Hickory	\$27.73	\$34.78	\$31.25	\$273
Red Oak	\$44.35	\$66.03	\$55.19	\$483
White Oak	\$47.37	\$59.16	\$53.27	\$466
Sweetgum	\$29.82	\$38.37	\$34.09	\$298
Yellow Poplar	\$32.73	\$37.06	\$34.89	\$305
Crossties				

NORTH CAROLINA REGION 2 SPECIES DETAIL PRICES

3rd Quarter 2021

Stumpage Prices (\$/ton)				
Product	Lo Average	Hi Average	Average	Doyle \$/MBF
Ash	\$23.58	\$29.83	\$26.70	\$234
Hard Maple	\$25.29	\$29.71	\$27.50	\$241
Red Oak	\$32.08	\$48.51	\$40.29	\$353
White Oak	\$43.44	\$61.82	\$52.63	\$460
Sweetgum	\$17.97	\$31.12	\$24.54	\$215
Yellow Poplar	\$31.17	\$45.59	\$38.38	\$336
Cypress Sawtimber	\$48.93	\$55.00	\$51.97	-
Virginia Pine	\$9.96	\$15.84	\$12.90	-
Superpulp				
Pine Tops				

SOUTH CAROLINA SPECIES DETAIL PRICES

3rd Quarter 2021

Stumpage Prices (\$/ton)				
Product	Lo Average	Hi Average	Average	Doyle \$/MBF
Hard Maple	\$23.05	\$31.33	\$27.19	\$238
Hickory	\$19.18	\$28.88	\$24.03	\$210
Red Oak	\$33.77	\$34.39	\$34.08	\$298
White Oak	\$33.88	\$38.20	\$36.04	\$315
Sweetgum	\$22.12	\$23.98	\$23.05	\$202
Yellow Poplar	\$23.70	\$29.76	\$26.73	\$234
Pine Tops	\$5.27	\$7.50	\$6.38	-

TENNESSEE REGION 2 SPECIES DETAIL PRICES

3rd Quarter 2021

Stumpage Prices (\$/ton)				
Product	Lo Average	Hi Average	Average	Doyle \$/MBF
Ash	\$15.45	\$30.99	\$23.22	\$203
Black Cherry	\$25.66	\$38.15	\$31.91	\$279
Hard Maple	\$25.21	\$36.97	\$31.09	\$272
Hickory				
Red Oak	\$33.15	\$51.80	\$42.47	\$372
White Oak	\$50.58	\$75.79	\$63.18	\$553
Walnut	\$30.06	\$47.39	\$38.73	\$339
Sweetgum	\$20.62	\$41.36	\$30.99	\$271
Yellow Poplar	\$17.74	\$30.99	\$24.36	\$213
Pine Tops	\$5.27	\$7.50	\$6.38	-
Superpulp				-

TEXAS SPECIES DETAIL PRICES

3rd Quarter 2021

Stumpage Prices (\$/ton)				
Product	Lo Average	Hi Average	Average	Doyle \$/MBF
Hickory	\$32.45	\$33.37	\$32.91	\$288
Red Oak	\$38.72	\$41.06	\$39.89	\$349
White Oak	\$37.44	\$42.11	\$39.78	\$348
Sweetgum	\$32.45	\$33.37	\$32.91	\$288
Superpulp	\$8.25	\$12.50	\$10.38	-

VIRGINIA REGION 2 SPECIES DETAIL PRICES

3rd Quarter 2021

Stumpage Prices (\$/ton)				
Product	Lo Average	Hi Average	Average	Doyle \$/MBF
Ash	\$28.65	\$31.73	\$30.19	\$264
Hard Maple	\$28.65	\$31.73	\$30.19	\$264
Red Oak	\$52.94	\$74.10	\$63.52	\$556
White Oak	\$55.02	\$92.22	\$73.62	\$644
Sweetgum	\$28.65	\$31.73	\$30.19	\$264
Yellow Poplar	\$28.46	\$54.10	\$41.28	\$361
Palletwood	\$14.00	\$14.00	\$14.00	\$123
Superpulp	\$11.00	\$15.00	\$13.00	-